



VRS Direct approach route Jaarbeurs P2

Method VRS

The VRS is made in order to manage the flow of vehicles during the set-up and breakdown day at Jaarbeurs. For the set-up and breakdown days, **vehicles can register in the VRS form 4 week to 48 hours in advance**. Then you will receive two e-mails. First, a 'Registration e-mail' confirming that everything has been done correctly. The a 'Booking confirmation'. Please print this last mentioned attachment of the e-mail and bring it with you. The barcode on it will be scanned and gives access to the loading and unloading area.

You only need a time slot reservation during set-up and breakdown days. During trade show days you can just register at the location and follow the directions of the traffic controllers.

Regulations

Setting up and taking down an event involves many logistical operations. Please keep the following in mind regarding loading and unloading:

- Between **07:00 - 23:00 hrs**, you can enter the loading and unloading zone to load and unload.
- In front of the barrier is a height gauge, it is set at 2.70 meters*, this height of the vehicle determines how long we expect you to take to load/unload stuff.
 - Vehicles **under 2.70 meters** can load and unload for a **maximum of 60 minutes**.
 - Vehicles **over 2.70 meters** can load and unload for a **maximum of 120 minutes**.
- If your loading and unloading time has expired, please move the vehicle to a spot outside the loading and unloading zone.
- If vehicles are left in the loading and unloading zone for more than an hour, **you will be charged €120.-**.

** For vehicles higher than 2.70 meters, we expect them to be unloaded by forklift, therefore we allow more than 60 minutes.*

Set-up and breakdown days:

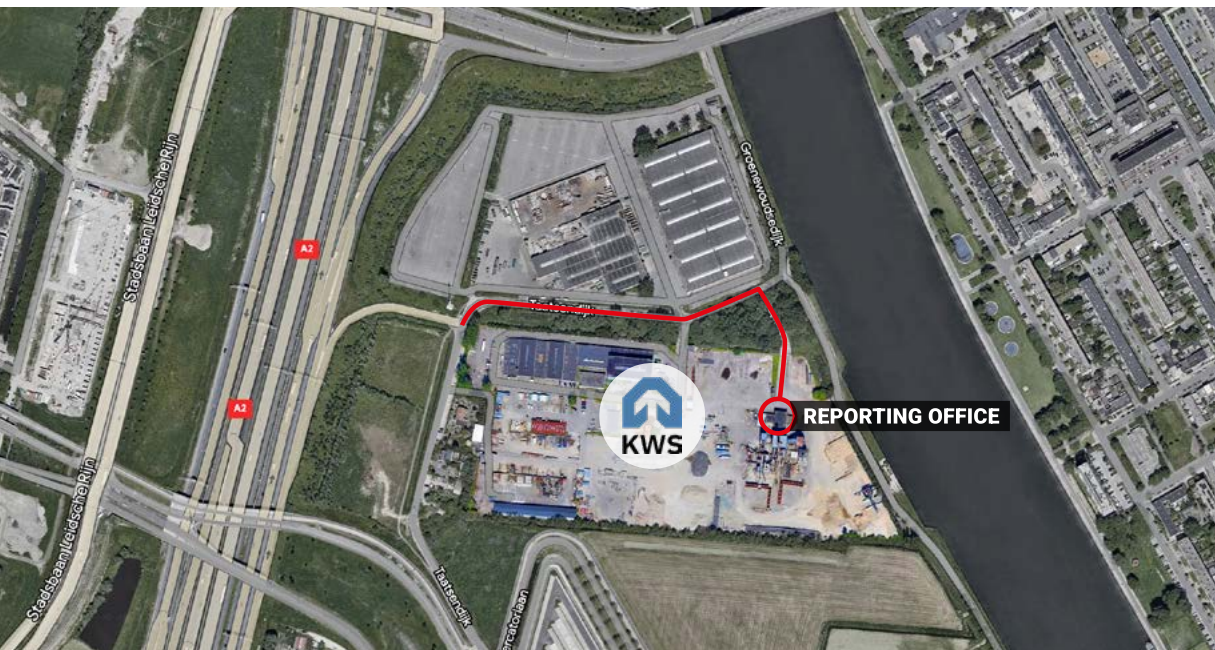
- During set-up and breakdown days, you can drive with a pre-booked time slot directly towards: **Truus van Lierlaan, 3527 KZ Utrecht**.
- Be on time! Arrive at P2 Jaarbeurs preferably 30 minutes before the start of your time slot.
- After scanning your time slot, pull another entry card at the boom barrier. The vehicle registration number and arrival time will be linked to this card. Pulling the card starts the loading and unloading time.
- Driving out after loading/unloading takes place via **Route 200**.

Breakdown evening after the end of the trade show:

Immediately after the trade show closes, **only exhibitors** (badge or bracelet with a vehicle **under 2.70 meters** are welcome. Vehicles **over 2.70 meters** can register to the Jaarbeurs area **after two hours of trade show closure**.



KWS area buffer location



Parking after loading and unloading

After loading and unloading, please leave the loading and unloading zone. Please park your vehicle in the designated parking areas. The regular parking rates apply here.

- Vehicles **under 2.70 meters** can be parked at P2 and P4.
- Vehicles **over 2.70 meters** can only be parked on P2.

Please note: if, after loading/unloading, you do not move your vehicle to the designated parking area, you will not meet the time of your time slot, which means you will have to pay the additional charge of 120,- euro before the barrier opens.

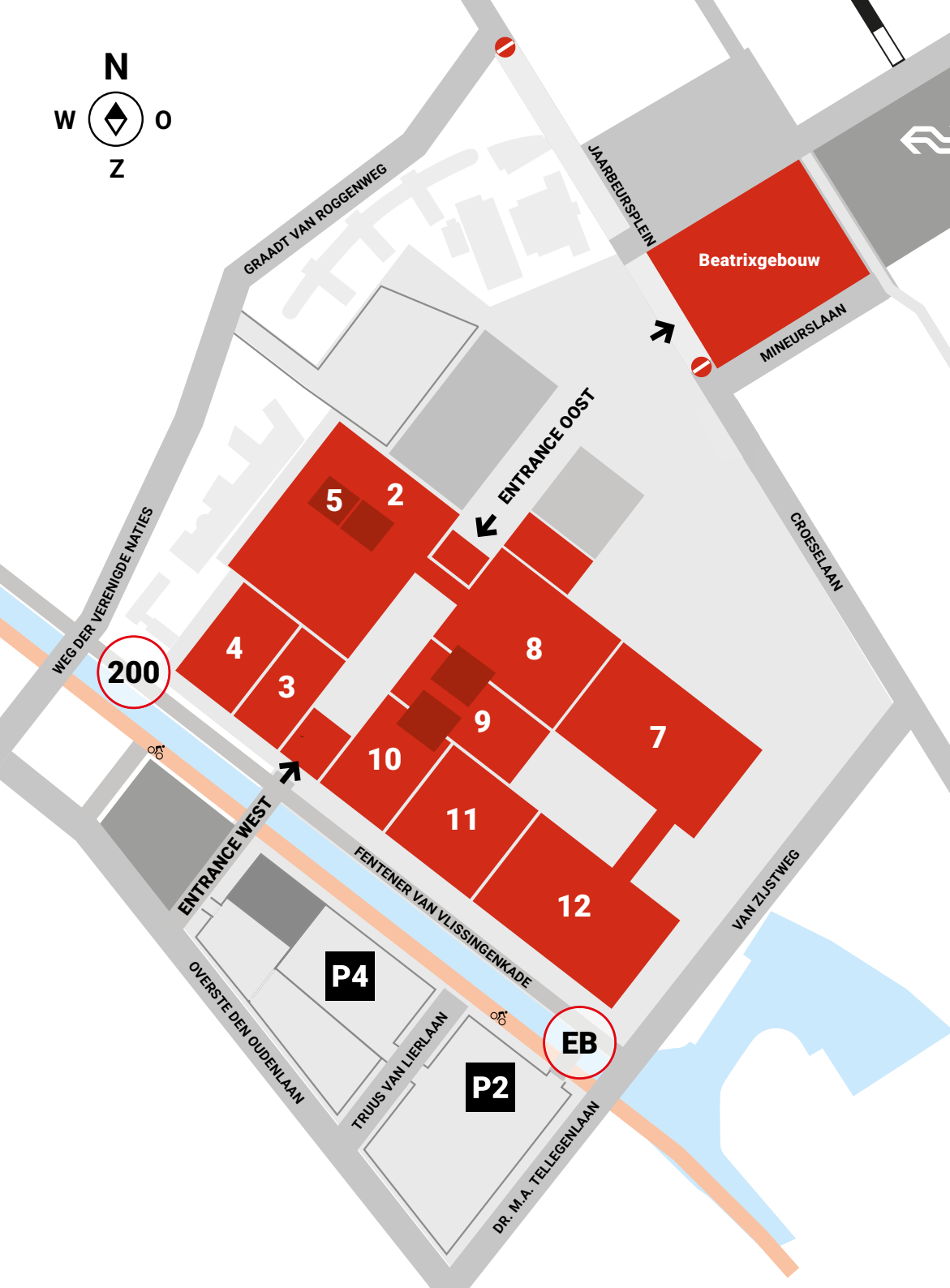
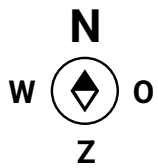
Unhitched trailers and trailers may not be left on the Jaarbeurs area. These will be removed and the costs will be charged.

Final trade show day:

- Pull an entry card upon entry.
Please note that the altitude meter with the corresponding loading and unloading minutes also applies here.
- On the last day of the trade show, the **'Set-up and breakdown days policy'** applies to the dismantling.
 - The first two hours after the trade show it is possible for exhibitors to load/unload important items without a time slot.
 - From two hours after the end of the trade show it is possible for everyone to be directed to the loading/unloading area with a time slot.

Navigation addresses:

KWS area: Groenewoudsedijk 7, 3528 BG Utrecht



Navigation addresses:

Route EB: Truus van Lierlaan, 3527 KZ Utrecht

Route 200: Fentener van Vlissingenkaade 2, 3521 AA Utrecht